

Table S1. Oligonucleotides used in the current study

#	Oligonucleotide Sequences (5'→3')
<i>DAZAP1</i> 3'-UTR reporter gene constructs	
DAZAP1-3'-UTR-F	CCGCTCGAGGAGGGCAGAACCACAACG (XhoI)
DAZAP1-3'-UTR-R	CTAGAAGCTTACTACCAAGCAGGTCAGTCG (HindIII)
Mutagenesis 3'-UTR-F	GTCACTGGTTCAACAGAGTTAGCTAAAAAAAAATGTCTTCA
Mutagenesis 3'-UTR-R	TGAAGACATTTTTTTTCTAGCTAACTCTGTTGAACCAGTGAC
<i>TSC2</i> minigene constructs	
TSC2-minigene-F	CGGGGTACCGGCCTGCGGTCCAATGTCCTCTTGTC (KpnI)
TSC2-minigene-R	CCGCTCGAGCTCTTCGGGACAGCCGTGAAGTTGGAG (XhoI)
<i>TSC2</i> minigene alternative splicing PCR primers	
T7-minigene-F	TAATACGACTCACTATAGGG
BGH-minigene-R	TAGAAGGCACAGTCGAGG
<i>DAZAP1</i> siRNA duplexes	
siDAZAP1-1	CCCAGGAGCGUAACAGUATT/UACUGUUAUCGCUCCUGGGTT
siDAZAP1-2	GAGACUCUGCGCAGCUACUTT/AGUAGCUGCGCAGAGUCUCTT
<i>DAZAP1</i> qRT-PCR primers	
DAZAP1-qF	GCGGTCTTGACTGGAGCA
DAZAP1-qR	TTCGGCCATCTAGCGTGT
<i>TFAP2C</i> qRT-PCR primers	
TFAP2C-qF	CTGTTGCTGCACGATCAGACA
TFAP2C-qR	CTCAGTGGGGTTCATTACGGC
<i>RAP2A</i> qRT-PCR primers	
RAP2A-qF	ATGCGCGAGTACAAAGTGGT
RAP2A-qR	GCGACGAATCCACCTCGAT
<i>NCOR2</i> qRT-PCR primers	
NCOR2-qF	TGCAGATCATCTACGACGAGA
NCOR2-qR	TCCGCATCGCCTGGTTTATTT
<i>MDGA2</i> qRT-PCR primers	
MDGA2-qF	CTTTGACCATACCTGCCATCAC
MDGA2-qR	ATTTTCACCTCACGGCCAATC
<i>GTF2H1</i> qRT-PCR primers	
GTF2H1-qF	TGCAGGGGACACAACCTA
GTF2H1-qR	ACTTGACTCACAACAAGGTCTTT

DOCK11 qRT-PCR primers

DOCK11-qF	CTTGGGCCAAATTGGAGACAA
DOCK11-qR	CCCACAGCATTTCACGGAC

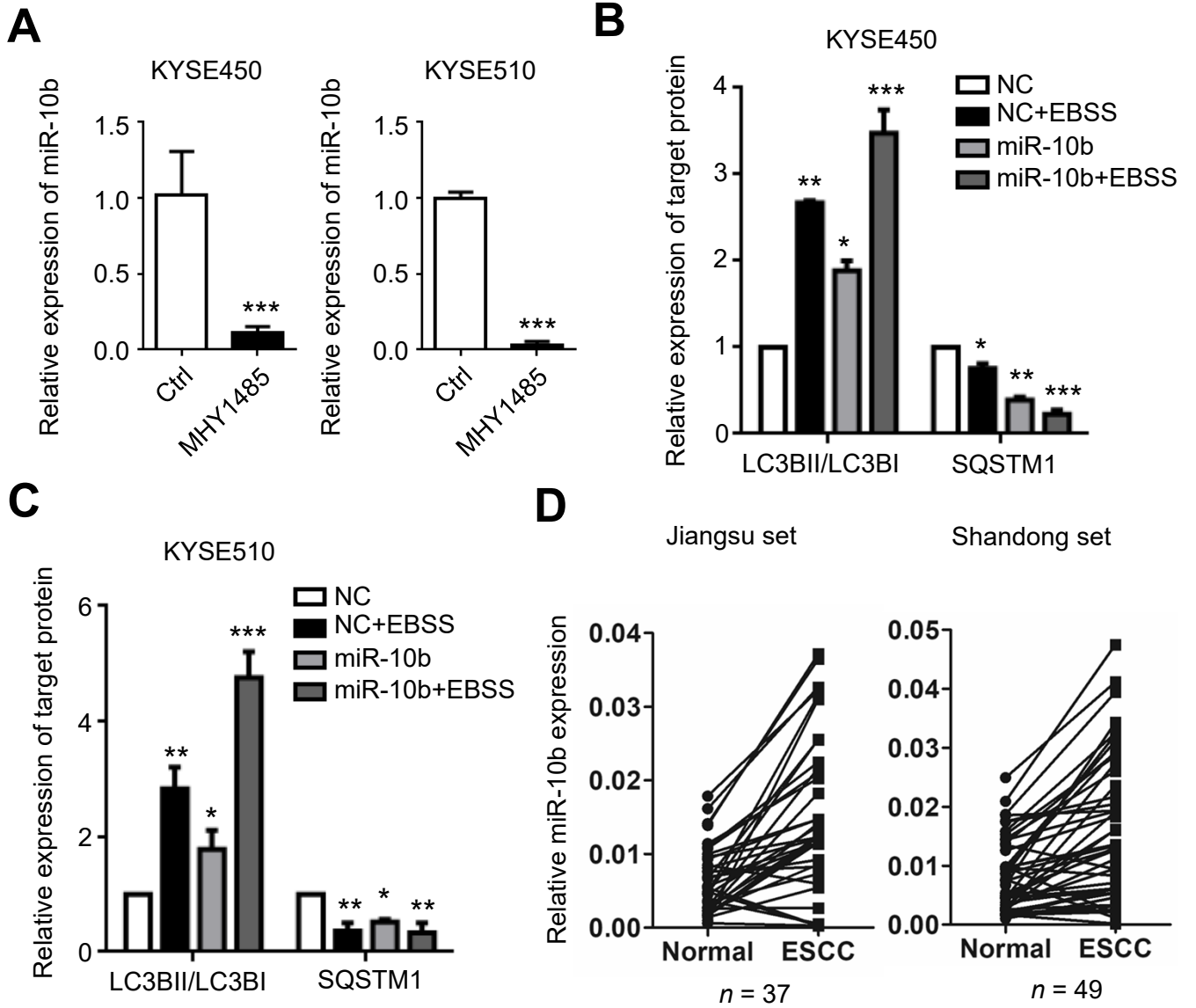
CSMD1 qRT-PCR primers

CSMD1-qF	TGGAGGAGATTCCAGTCGCT
CSMD1-qR	GCATAGTTCGGATACCCGTGA

β -actin qRT-PCR primers

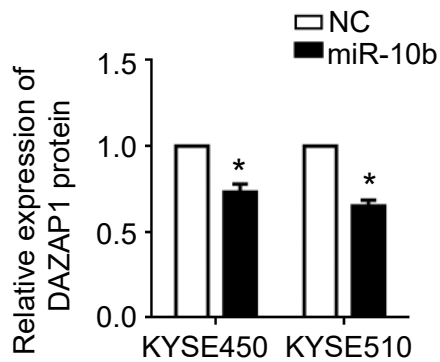
β -actin-qF	GGCGGCACCACCATGTACCCT
β -actin-qR	AGGGGCCGGACTCGTCATACT

Supplementary Figure 1

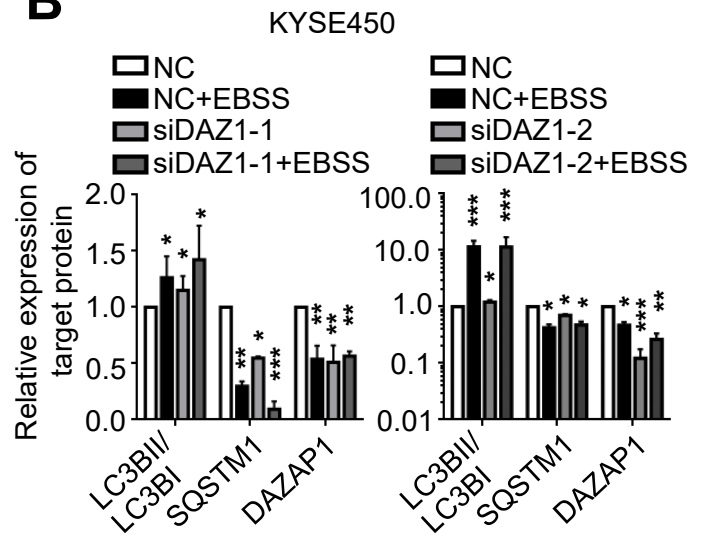


Supplementary Figure 2

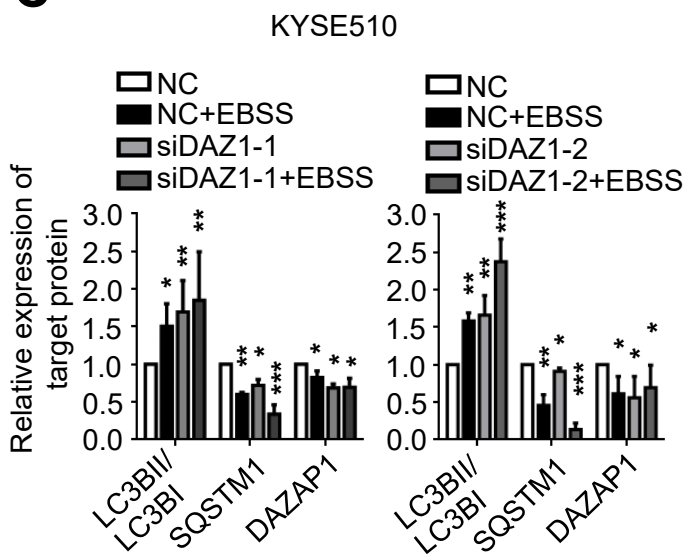
A



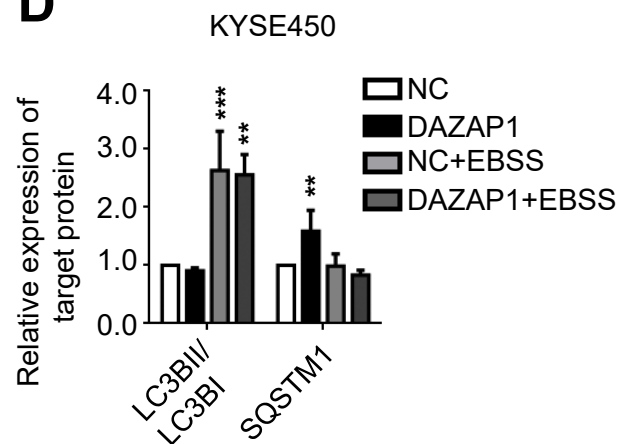
B



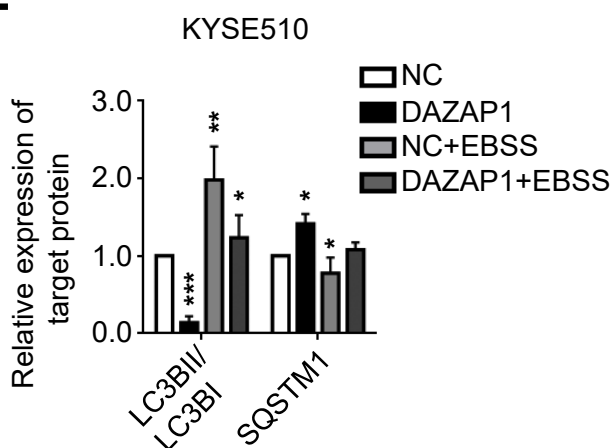
C



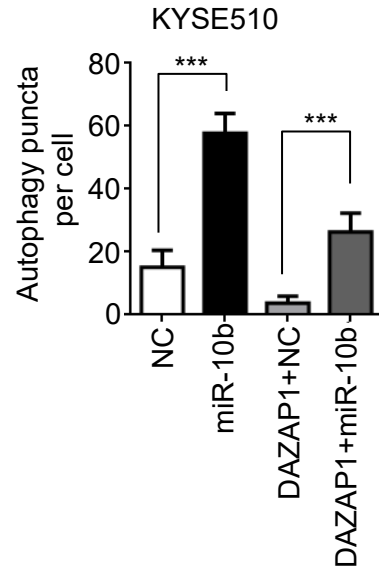
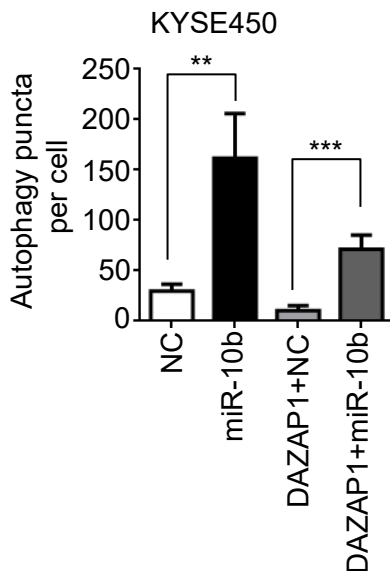
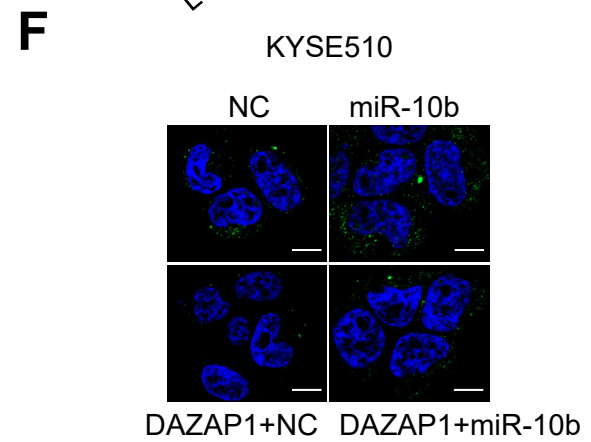
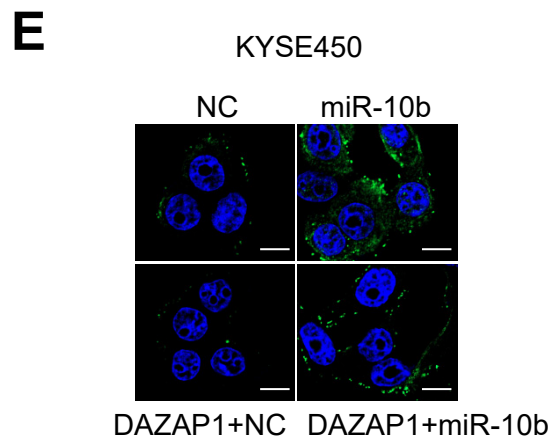
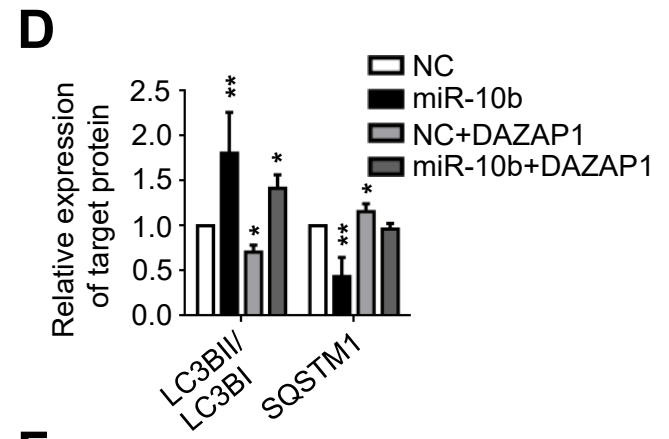
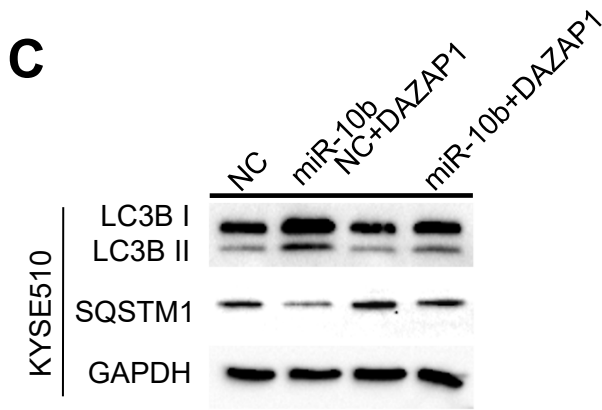
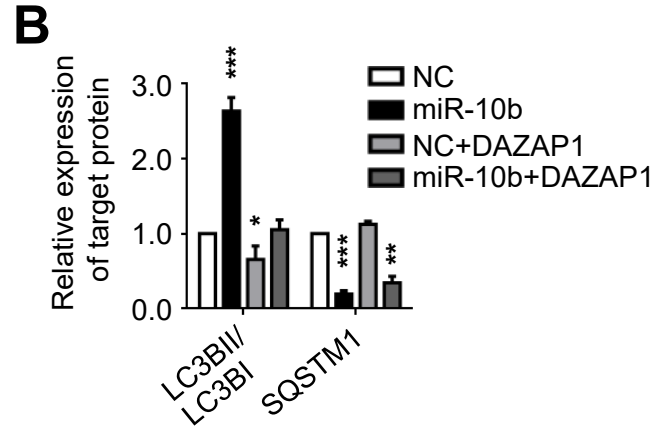
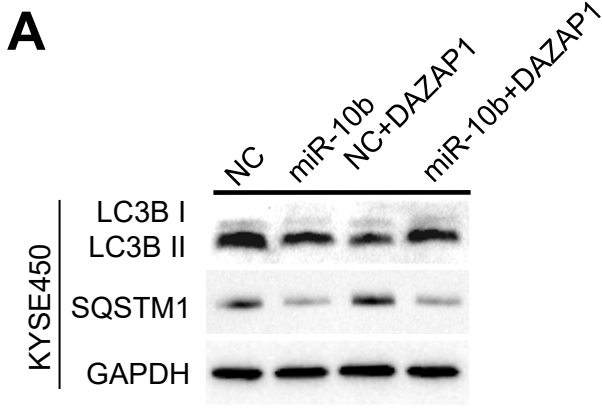
D



E

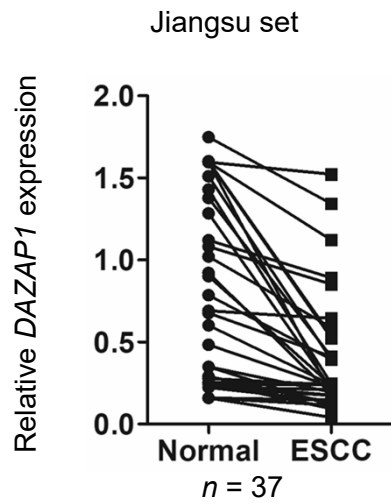


Supplementary Figure 3

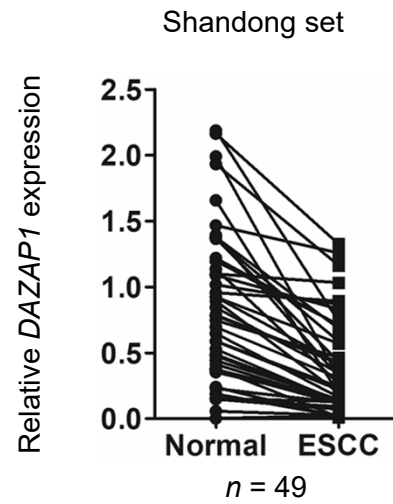


Supplementary Figure 4

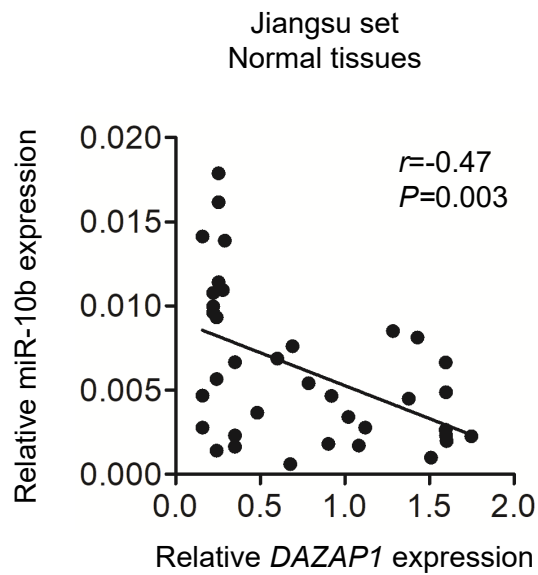
A



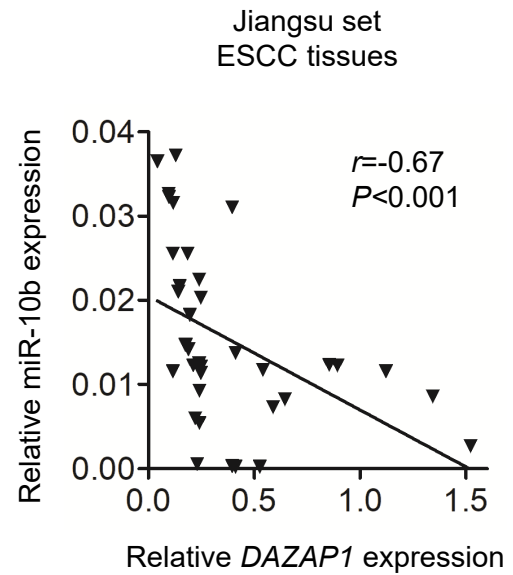
B



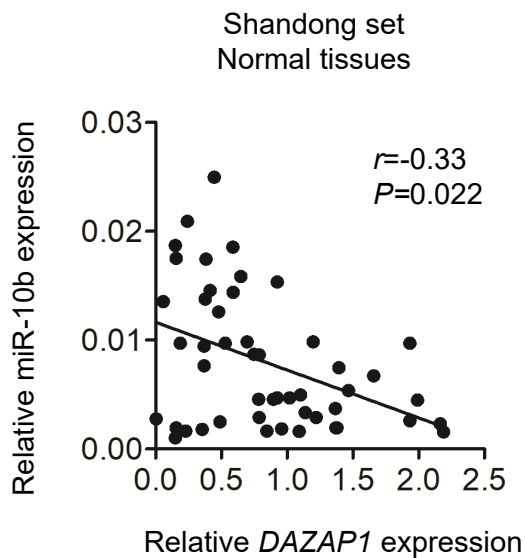
C



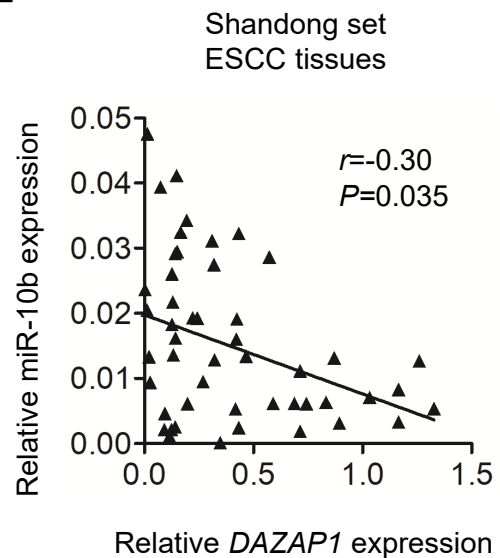
D



E

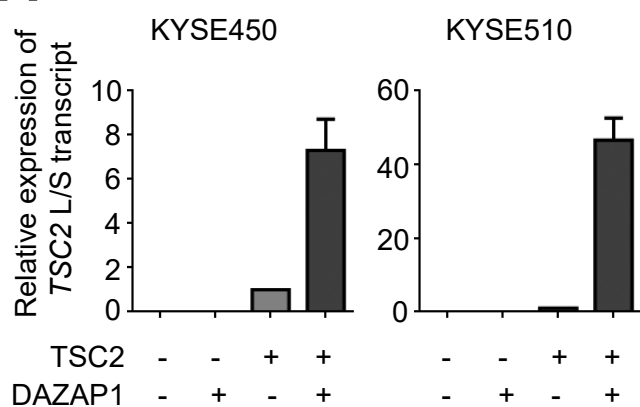


F

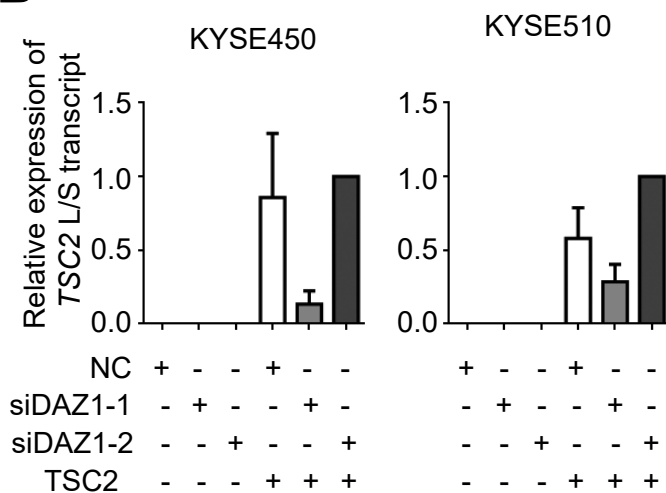


Supplementary Figure 5

A

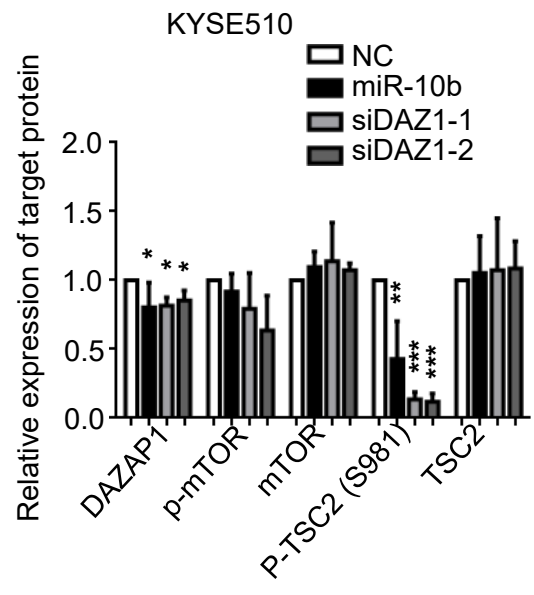
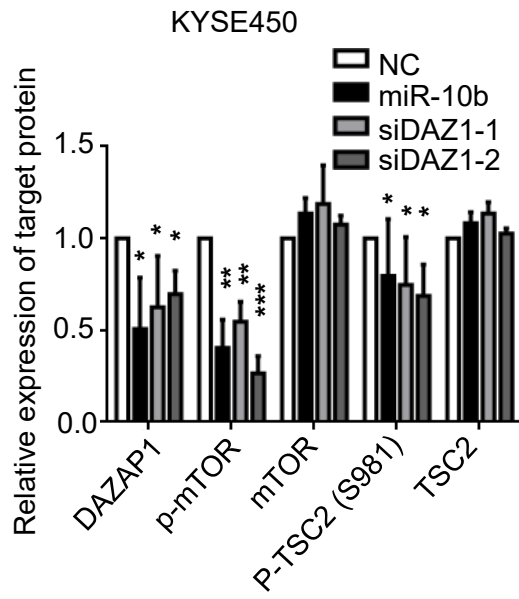


B



Supplementary Figure 6

A



B

