

Supporting Information

*Temperature-Sensitive Gold Nanoparticle-Coated Pluronic-PLL
Nanoparticles for Drug Delivery and Chemo-Photothermal Therapy*

*Ying Sun^{1,†}, Qi Wang^{1,†}, Jianhua Chen¹, Lei Liu¹, Li Ding¹, Ming Shen¹, Jin Li^{*3},*

*Baoshan Han^{*2} and Yourong Duan^{*1}*

¹ State Key Laboratory of Oncogenes and Related Genes, Shanghai Cancer Institute,
Renji Hospital, School of Medicine, Shanghai Jiao Tong University, Shanghai
200032, People's Republic of China

² Department of General Surgery, School of Medicine, Xinhua Hospital, Shanghai
Jiao Tong University, Shanghai 200092, People's Republic of China

³ Department of Ophthalmology, Renji Hospital, School of Medicine, Shanghai Jiao
Tong University, Shanghai 200127, People's Republic of China

† These authors contributed equally to this work.

* Corresponding author. Tel.: +86 21 64437139; fax: +86 21 64437139. E-mail:

yrduan@shsci.org (Y. Duan). Tel.: +86 21 25078999; fax: +86 21 25078999. E-mail:

hanbaosan@126.com (B. Han). Tel.: +86 21 63672937; fax: +86 21 63730455.

E-mail: lijnmpa@163.com (J. Li).

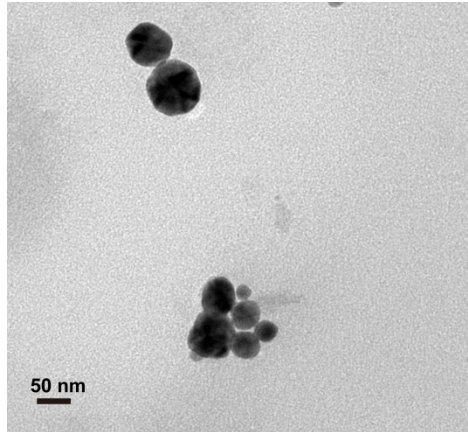


Figure S1. TEM image of Pluronic-PLL@Au NPs after laser irradiation for 2 min.

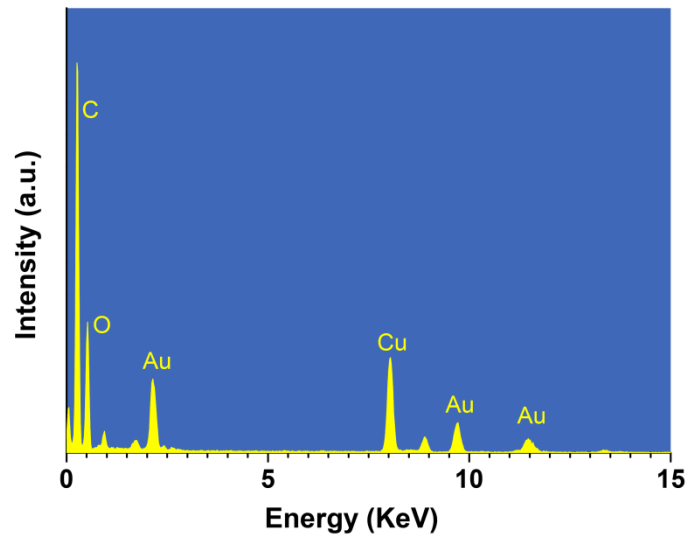


Figure S2. EDS result of Pluronic-PLL@Au NPs.

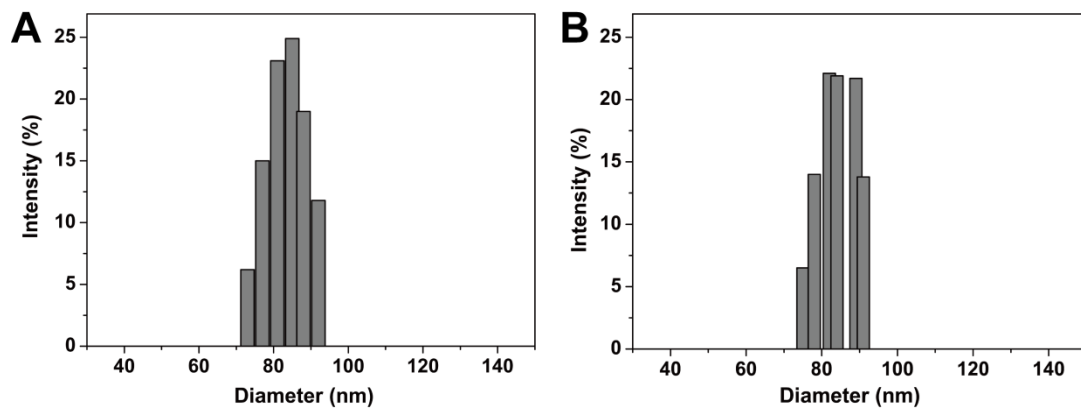


Figure S3. Size distribution of Pluronic-PLL@Au nanoparticles. (A) without laser irradiation, (B) after laser irradiation (808 nm, 1 W/cm², 2 min). The measurement was carried out at 20 °C.

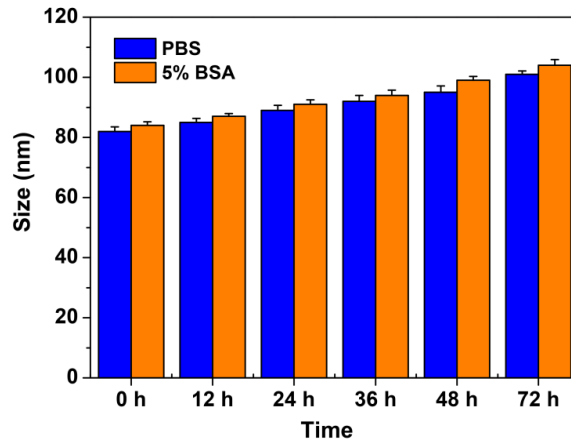


Figure S4. Particle size of Pluronic-PLL@Au nanoparticles incubated with PBS or 5% BSA for different time.

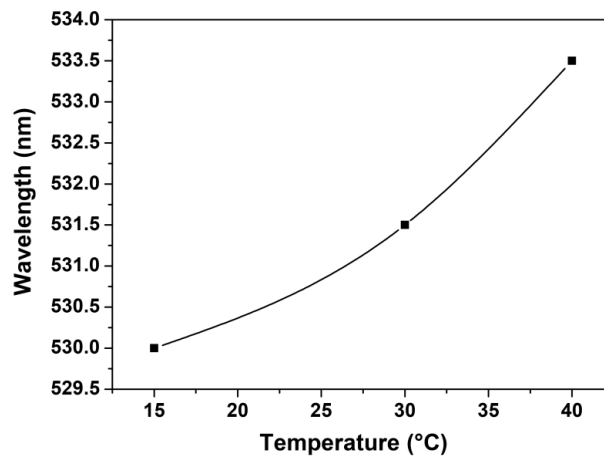


Figure S5. The wavelength of the SPR peak of Pluronic-PLL@Au nanoparticles (prepared for 0.5 h) as a function of solution temperature.

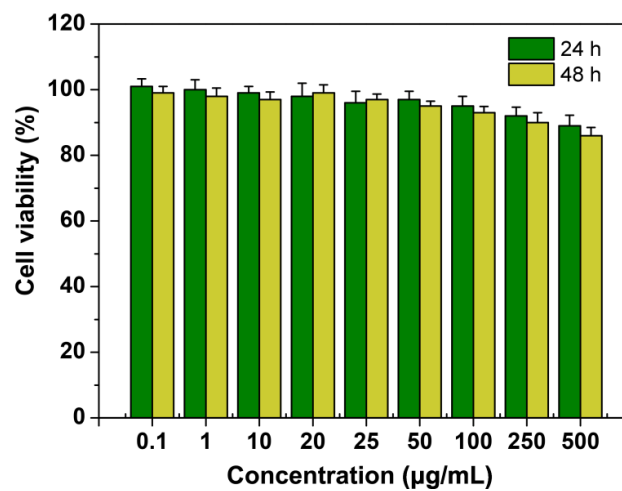


Figure S6. Cell viability of mouse fibroblasts L-929 cells against Pluronic-PLL@Au nanoparticles after being cultured for 24 h and 48 h with different concentrations.

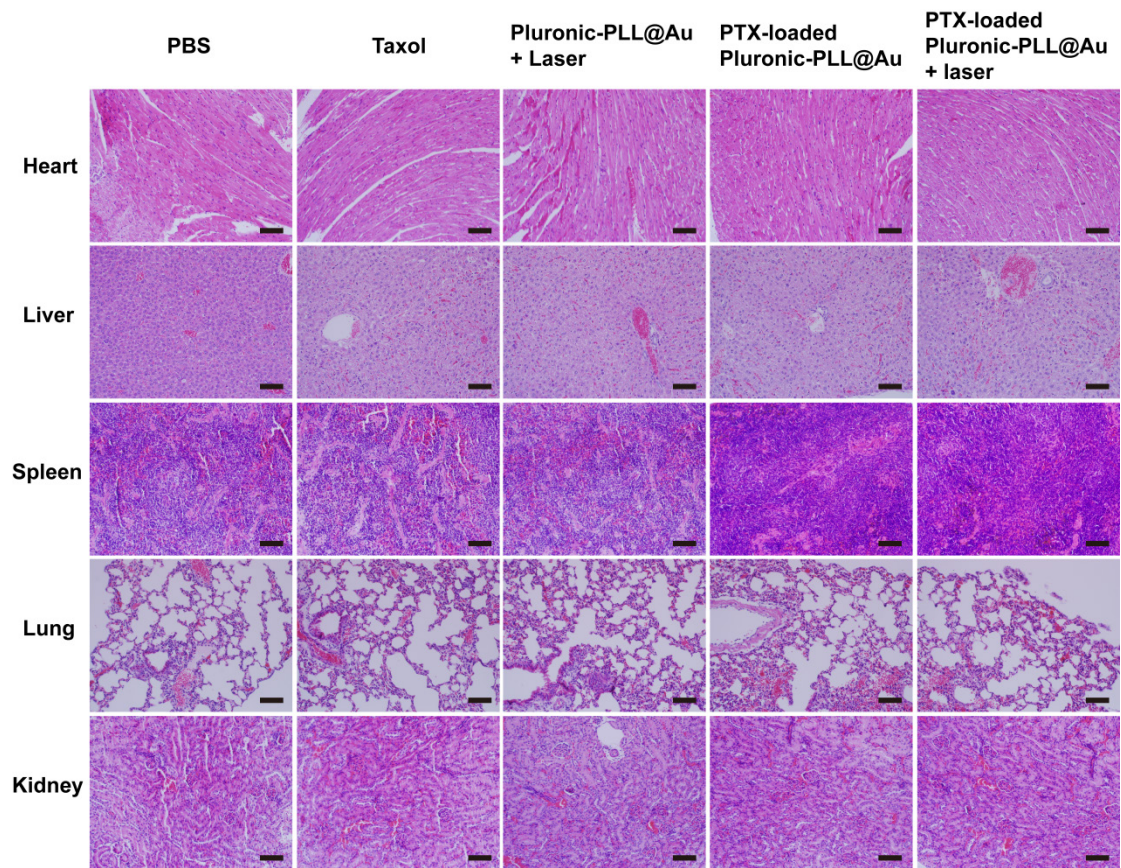


Figure S7. Images of H&E-stained organs from the MDA-MB-231 tumor bearing mice with different treatment (scale bar = 100 μ m).